SA1234DP1

Wireless, RF SAW Filter
Revision 0: July 2010

RoHS compliance
Pb free

- ❒ Electrical Characteristics
- ❒ Package Dimensions
- ❒ Testing Environment
- ❒ Frequency Characteristics

SAWNICS Inc.
460 Cheonheung-ri, Seonggeo-eup, Cheonan-si, Chungcheongnam-do, 330-836 / Korea.
Tel: +82 41 550 9372 / Fax: +82 41 550 9399 / www.sawnics.com

❒ Electrical Characteristics

Maximum Ratings

Parameters Description	Unit	Minimum	Typical	Maximum
Operating Temperature Range	°C	-40	-	+85
Storage Temperature Range	°C	-40	-	+85
Maximum DC Voltage	V	-	-	-
Maximum Input Power	dBm	-	-	10
Source Impedance (single ended)(1)	Ω	-	50	-
Load Impedance (single ended)(1)	Ω	-	50	-
Package type & size	P1			
Length x Width	mm^2	-	3.8 x 3.8	-
Height	mm	-	-	1.4

Electrical Specification

Parameters Description	Unit	Minimum	Typical	Maximum
Center Frequency (Fo)	MHz	-	1234.4	-
Insertion Loss within 1211.9 ~ 1256.9 MHz	dB	-	1.9	3.8
Amplitude Ripple within 1211.9 ~ 1256.9 MHz	dB_{p-p}	-	1.0	2.0
Group Delay Variation within 1211.9 ~ 1256.9 MHz	ns_{p-p}	-	15	30
Attenuation:				
950.0 ~ 1088.0 MHz	dB	20	25	-
1088.0 ~ 1178.0 MHz	dB	20	24	-
1297.0 ~ 1387.0 MHz	dB	20	23	-
1387.0 ~ 1534.0 MHz	dB	17	21	-

Notes : (1) With Matching Network

❒ Package Dimensions

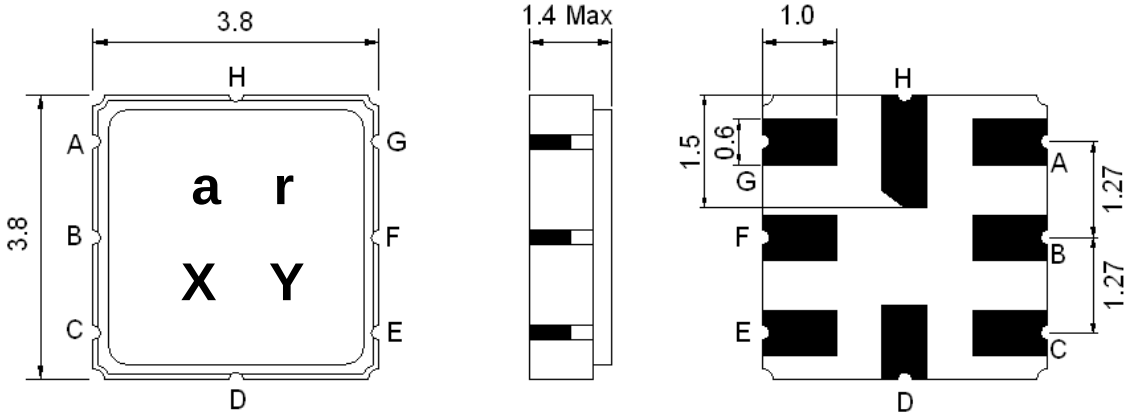

Marking Descriptions	
a	Wireless Application
r	Series Number
X	Date Code(Year)
Y	Date Code(Month)

Pin Description	
A, C, D, G, H	Ground
B	In
F	Out
E	Shunt Capacitor Ground

❒ Testing Environment

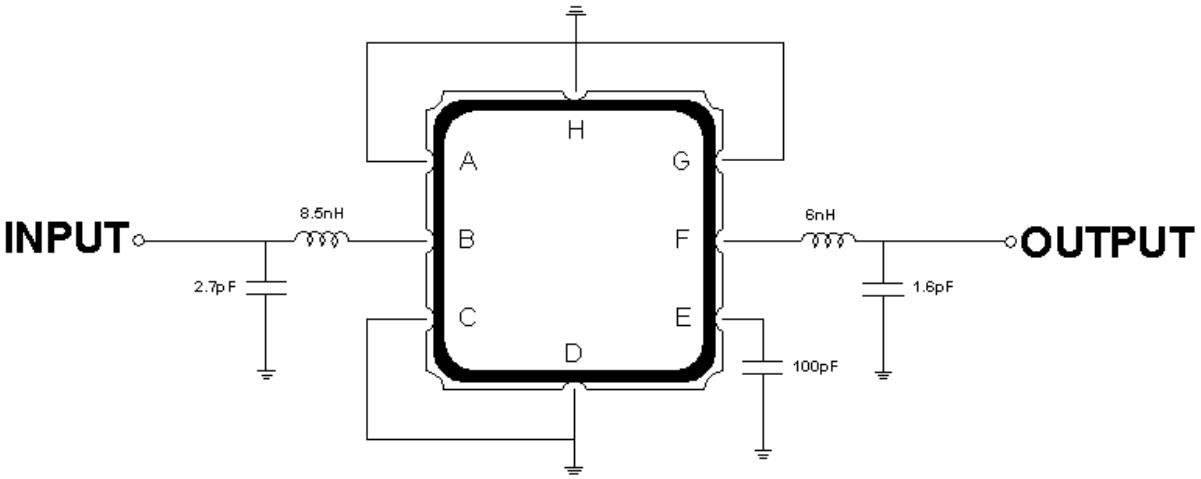

Source & Load Impedance: 50 Ω

❒ Frequency Characteristics

Frequency Response

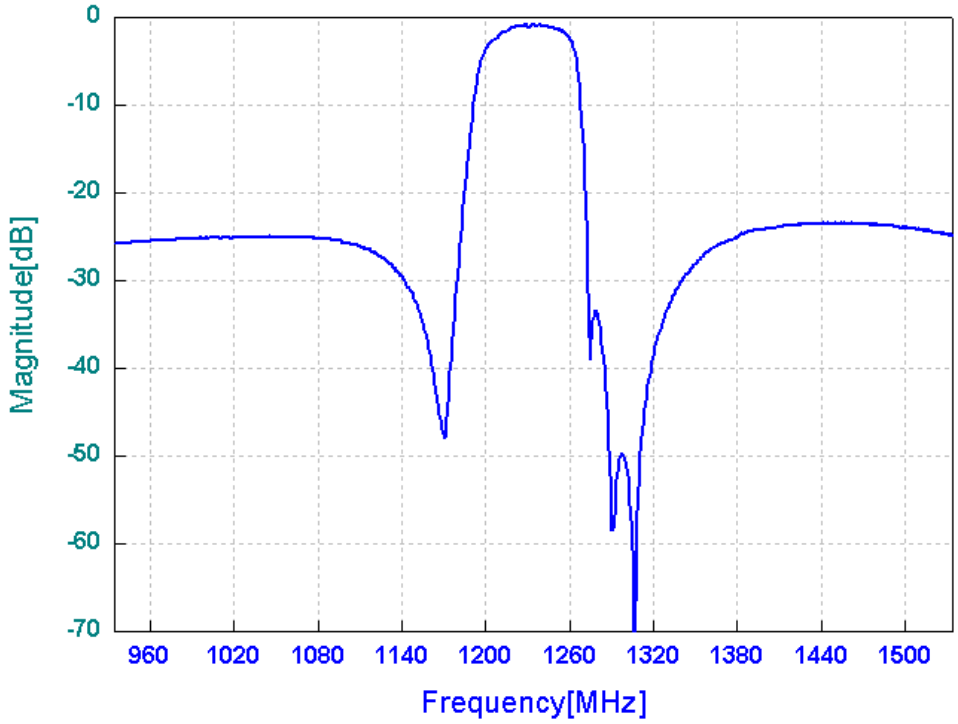

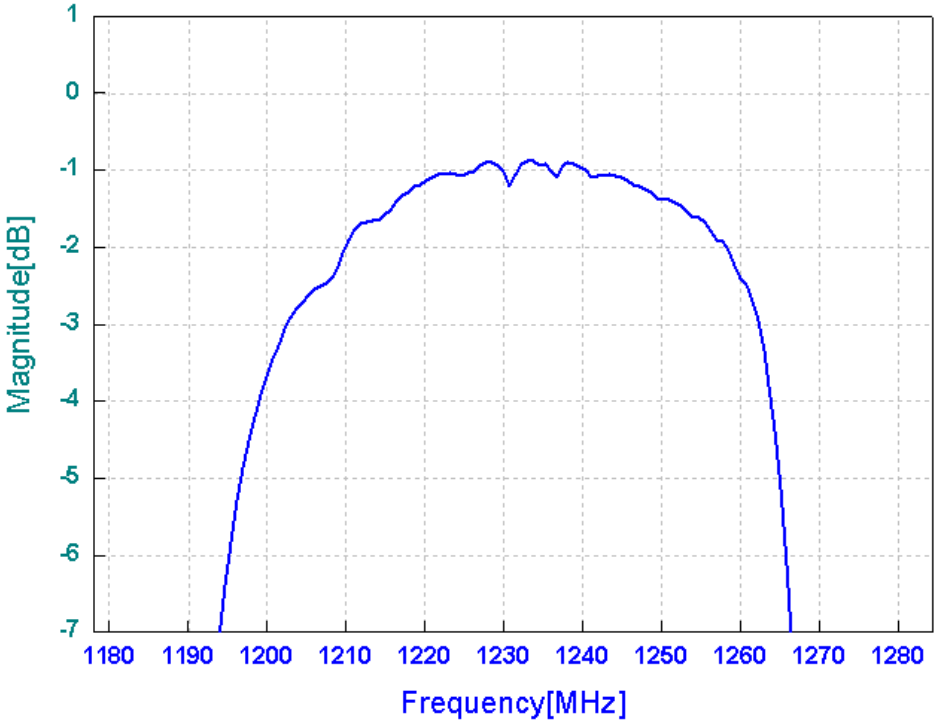

Group Delay

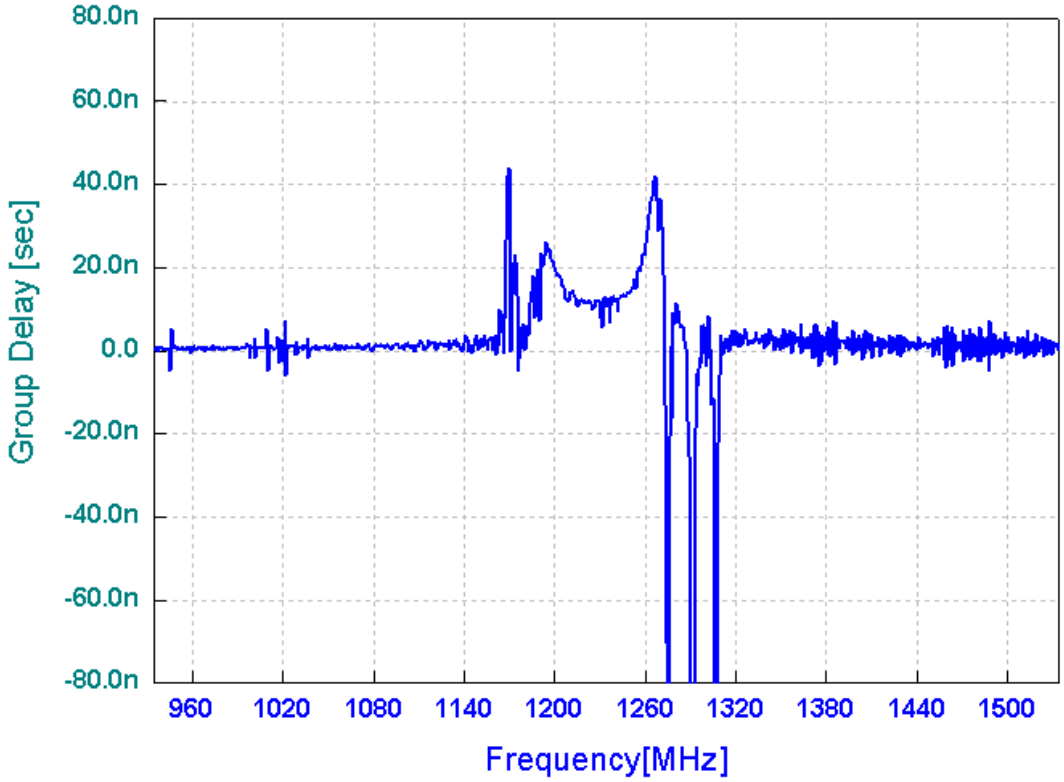
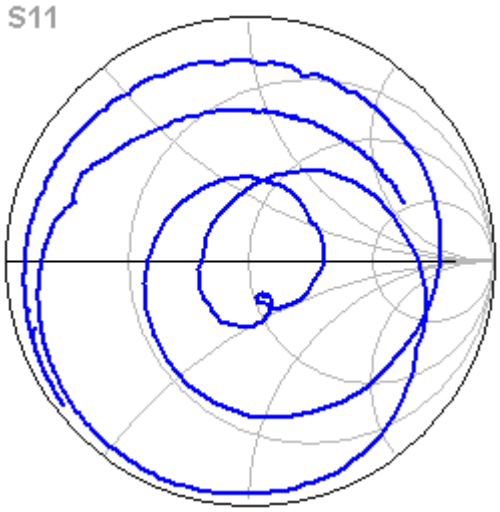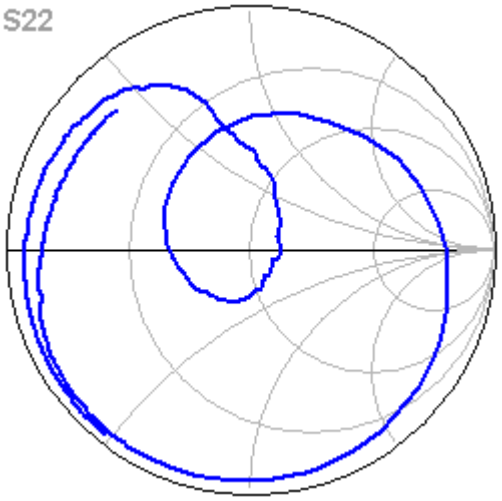
Smith Chart